

KĀ'EO 2017

Webinar

28 Malaki 2017

Welina

- He wahi mahalo
- Nā lā ko'iko'i
- Nā mea hou i kēia makahiki
- Ka noi'i ko'iko'i i kēia makahiki
- Na mea ko'iko'i no ka pale 'ana i ka hō'ike
- Nā mea hou ma Ka Palapala Alaka'i Hō'ike
- Nā nīnau

Nā lā ko'iko'i

- **Lā 29 o Malaki:** E pūlima a ho'iho'i i ka Appendix A (he koina) a me Appendix B/C (he koho)
- **Lā 3 o 'Apelila – lā 26 o Mei:** Wā Hō'ike
- **Lā 27 o Mei:** E ho'ouna mai i nā palapala koina i ke ke'ena

Nā mea hou i kēia makahiki

- **Nā helu hūnā o nā haumāna**

- E ho'ohana nā haumāna i ka helu hūnā like no ho'okahi hō'ike holo'oko'a
- Inā ha'alele ka haumāna mai ka hō'ike a ho'i i ia hō'ike like i kekahi wā aku, e ho'ohana 'ia ka helu hūnā like
- Aia ka wehewehe ma ka 'ao'ao **28** o ka Palapala Alaka'i Hō'ike

Exam Login Code Generator

Ka Paena Pūnaewele no ke Kumu Alaka'i o Ka Hō'ike Kaiapuni (KĀ'EO)

Logged in as: proctor
[Logout](#)

School
test_school

Exam
Papa 3 Hō'ike Ho'ā'o

Access start
December 12 2016 9:03 AM

Access end
January 3 2017 9:03 AM

[Generate new codes](#)

Nā Helu Hūnā

Code	Exam	Student ID	Name	Grade Level	School	Code Valid Starting	Code Valid Until	Code Used	Last Altered	
LLEXLV	Hō'ike Nīnauele Papa 3	1000000001	t	Third	test_school	2016-09-20 11:56:00 -1000	2016-12-01 11:56:00 -1000	false	2016-11-18 08:39:25 -1000	Inactive Exam
MYXRLA	Hō'ike Nīnauele Papa 3	1000000002	t	Third	test_school	2016-09-20 11:56:00 -1000	2016-12-01 11:56:00 -1000	false	2016-11-18 08:39:25 -1000	Inactive Exam
HSSCYT	Hō'ike Nīnauele Papa 3	1000000004	t	Third	test_school	2016-09-20 11:56:00 -1000	2016-12-01 11:56:00 -1000	false	2016-11-18 08:39:25 -1000	Inactive Exam
HFVNME	Hō'ike Nīnauele Papa 3	1000000009	t	Third	test_school	2016-09-20 11:56:00 -1000	2016-12-01 11:56:00 -1000	false	2016-11-18 08:39:25 -1000	Inactive Exam

Nā mea hou i kēia makahiki

- Nā nīnau kākau lō'ihī (performance tasks)
 - Ho'ohana 'ia kēia 'ano nīnau no ka hō'ike 'ana i ke kākau 'ana o nā haumāna
 - 'A'ole ia he hō'ike ka'awale, akā na'e, i ko 'oukou nānā 'ana i ka papa inoa hō'ike, e 'ō'ili ana kēia nīnau me he hō'ike ka'awale lā

School
Kula Ho'oma'ma'a

Exam

Papa 3 Hō'ike Ho'ā'o

- ✓ Papa 3 Hō'ike Ho'ā'o
- Papa 4 Hō'ike Ho'ā'o
- Papa 4 Pili Helu
- Papa 4 Akeakamai
- Papa 3 Mākau 'Ōlelo-Nīnau Kākau Lō'ihī
- Papa 3 Pili Helu-Nīnau Kākau Lō'ihī

January 3 2017 9:03 AM

Generate new codes

Nā mea hou i kēia makahiki

- Nā nīnau kākau lō'īhi (performance tasks)
 - 2 mahele o kēia nīnau i kēia makahiki:
 - No ka nīnau mākau 'ōlelo: 1) he kākau kāmua (prewriting), 2) he kākau kā hope
 - No ka nīnau pili helu: 1) he hana ho'omākalakala, 2) he hana ho'omākalakala/wehewehe
 - E 'ike 'ia ana nā pane o ka mahele mua ma ka paena pūnaewehe o ka mahele 2

Nīnau:
E ho'ohana i kāu mau pane o ka mahele mua ma lalo nei no ke kākau 'ana i paukū e ho'olauna ana iā 'oe iho.

Pane

ā ā ı ö ū Ā Ē Ī Ō Ū ' + - x ÷ /

E ho'opau a ho'ouna i ka hō'ike

Nā pane mua:
'O aloha ko'u inoa.
No aloha mai au.
Hele au i ke kula 'o aloha.
'O ka'u hana punahele ka aloha.
'O ko'u wahi punahele 'o aloha.

Nā mea hou i kēia makahiki

- Nā nīnau kākau lō'ihī (performance tasks)
 - E pono ana 30 minuke no nā mahele pākahi
 - E hana i ka Hō'ike Ho'oma'ama'a Nīnau Kākau Lō'ihī
 - Aia ka wehewehe ma ka 'ao'ao 31 o ka Palapala Alaka'i Hō'ike

The screenshot shows a digital interface for a Hawaiian language learning activity. At the top, it says 'Mahele 1 o 2'. Below that, there is a section for 'Nīnau' (tasks) with the instruction 'E ho'opihapiha i nā pahu ma ka 'ao'ao nei:'. A prominent white dialog box in the center asks 'Mākaukau e holomua i ka nīnau a'e?' (Ready to start the task?). The dialog box contains the text: 'E MAKA'ALA!!! E hō'ōia 'oe me kāu kumu inā lawa ka manawa no ka holomua 'ana i ka nīnau a'e. He 30 minuke a 'oi ka wā e pono ai. 'A'ole hiki ke ho'i hou i kēia nīnau ma hope o kou ho'omaka 'ana!'. There are two buttons in the dialog: a red one labeled 'A'ole' and a blue one labeled 'Kekahi nīnau a'e'. In the background, there are several input fields for the task, each with a keyboard layout below it. The fields are labeled: 'ko'u inoa.', 'No aloha mai au.', 'Hele au i ke kula 'o aloha', ''O ka'u hana punahele ka aloha', and ''O ko'u wahi punahele 'o aloha'. At the bottom right, there is another blue button labeled 'Kekahi nīnau a'e' with a close icon.

Ka noi'i ko'iko'i i kēia makahiki

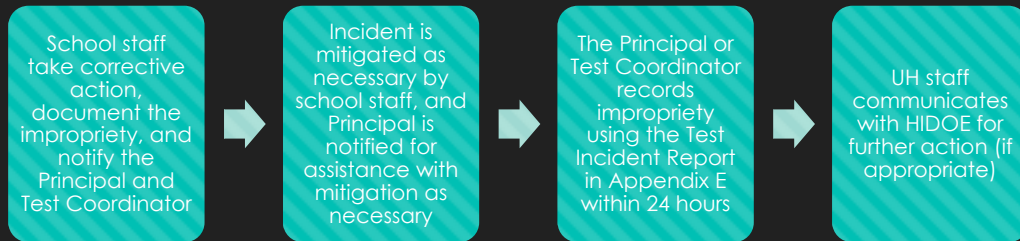
- He koina pekelala ka hō'ike 'ana i ka launa o nā kaha a nā haumāna ma KĀ'EO me kekahi hō'ike kūhelu 'ē a'e, akā na'e, 'a'ohe hō'ike i hiki ai ke ho'ohālikelike 'ia (i kēia manawa)
- Ua 'āpono 'ia ka 'ohi'ohi 'ana i 'ikepili 'ē a'e ('o ia ho'i he special validity study), no laila, ke noi nei mākou i nā kumu papa 3 me 4 e hō'ike mai i kā lākou kuhi o ka pae mākaukau o nā haumāna i hiki ke ho'ohālikelike 'ia kēlā 'ikepili me ka 'ikepili hō'ike
- E ho'ouna 'ia ana kekahi leka uila i nā po'okumu me nā lāli'i a pau ma ka wā hō'ike



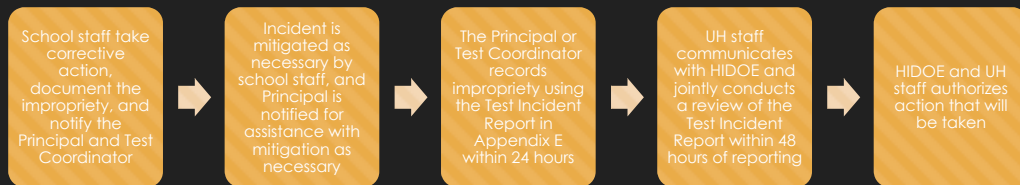
No ka pale 'ana i ka hō'ike

- E heluhelu pono i nā 'ao'ao 15 – 18 o Ka Palapala Alaka'i Hō'ike e ma'a ai nā 'ikepili no ka pale 'ana i ka hō'ike

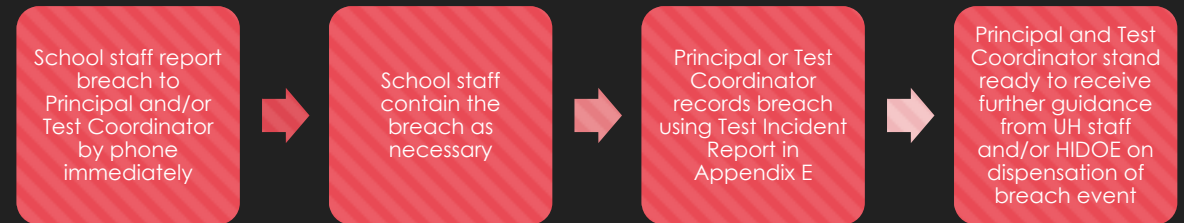
Test impropriety



Test irregularity



Breach



* E nānā pū ma alohasap.org

Nā mea hou ma Ka Palapala Alaka'i Hō'ike

- Ua kākau 'ia kekahi mea hou ma Ka Palapala Alaka'i Hō'ike ma ka wā ho'omaha:
 - Troubleshooting Guide – ka 'ao'ao 62
 - Contingency Plan – ka 'ao'ao 18
 - Ke ka'ina hana no nā testing incidents - ka 'ao'ao 15 - 17

He mau nīnau kā 'oukou?

